

EXC-W30ARL Multi-pixel LED Wall Washer



Application Environment:
Indoor
Outdoor

Description

EXC-W30ARL full color series consists of strip-shaped small-power wall washer lights with high-strength aluminum alloy housing specially designed by EXC for outdoor landscape lighting. It could be used for illumination in specific areas or landscape wash lighting, applicable on building facades, bridges, stages, etc. There are many options for lamp length specifications available.

Features

- Professional comb convection heat dissipation design
- Unique waterproof and breathable design
- Low thermal resistance path heat dissipation design
- Outdoor lightning protection and electrostatic discharge (ESD) protection design
- Projection distance: 0.5-1m

Basic Specifications

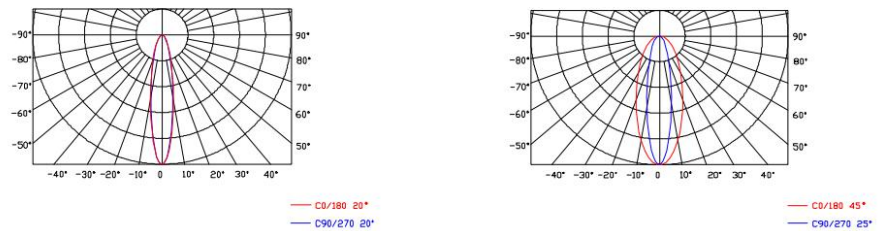
Color Range	W(2700K-6500K),RGB,RGB+W,RGBW
Light Source	36/48pcs LEDs
Working Voltage	DC 24V
Max. Power Consumption	10W/12W
Control	DMX512
Segment	1/4/8
Grey Scale	8bit, 16bit
Source Life	50,000 h
RDM	Optional
LED chip Brand	Optional(Cree, OSRAM, Lumileds, Epistar, etc...)
Housing	High Strength Aluminum
Cover	Tempered glass
Weight	0.99KG
Working Temperature	-40°C to 60°C
Storage Temperature	-40°C to 70°C

Protection Rating	IP66
Efficiency flux	≥70LM/W(White), ≥45LM/W(RGBW), ≥30LM/W(RGB)
Beam Angle	25*45°/20°

Host Controller	EXC-5200
Slave Controller	EXC-2905T1
Signal Cable	EXC-LED outdoor special cable

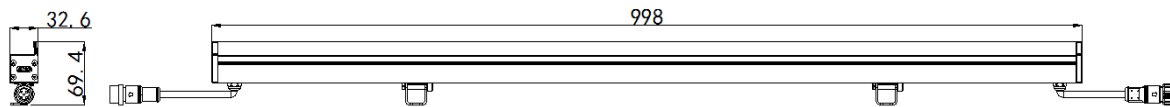
Light Intensity Distribution

Light Intensity Chart



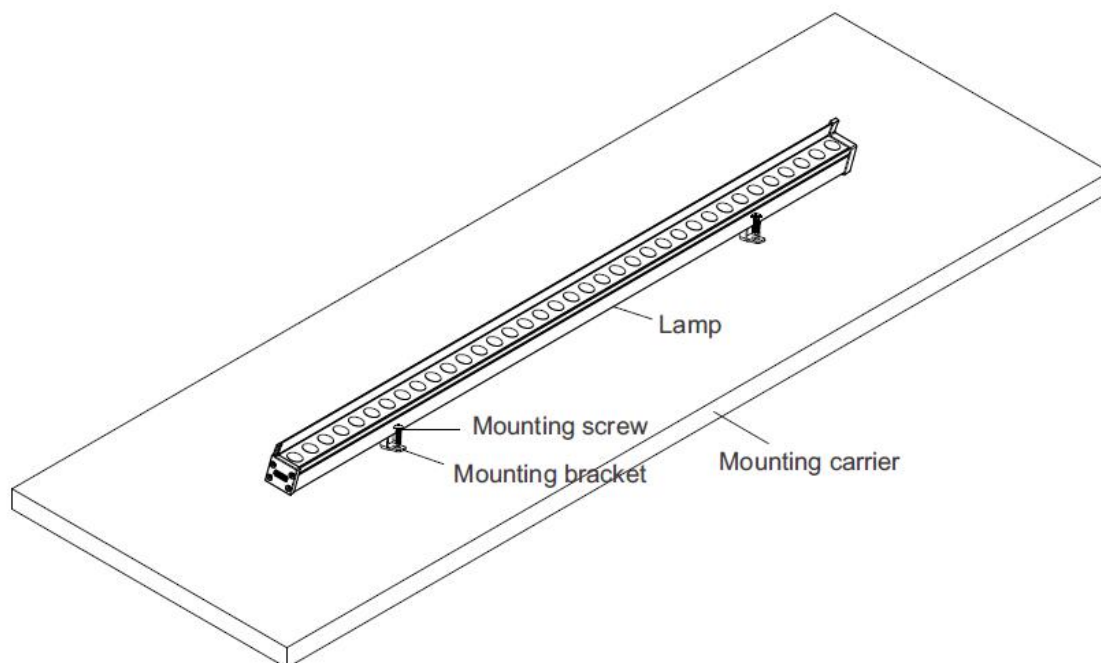
Physical Dimension

Unit: mm



Installation Diagram

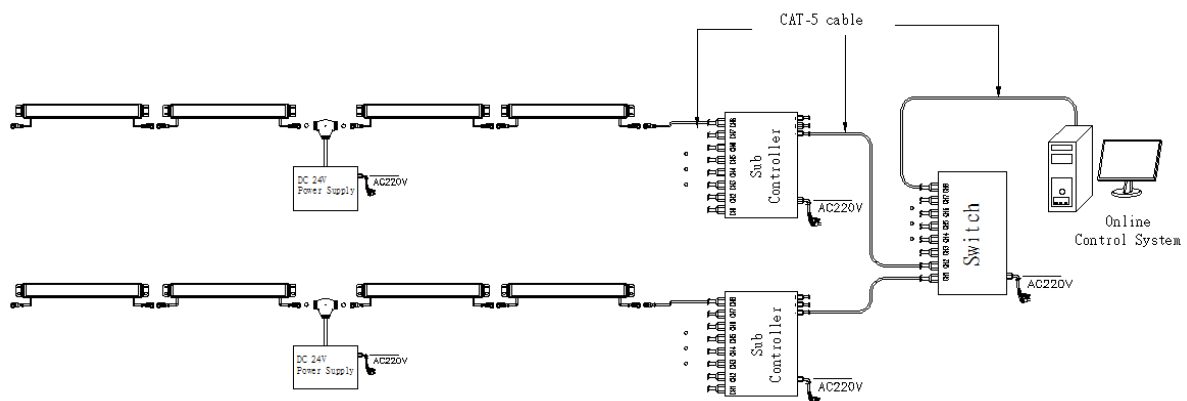
Use M4 expansion screws to fix the mounting seat to the required position as shown in the figure.
The specific spacing shall be based on the length of lights.



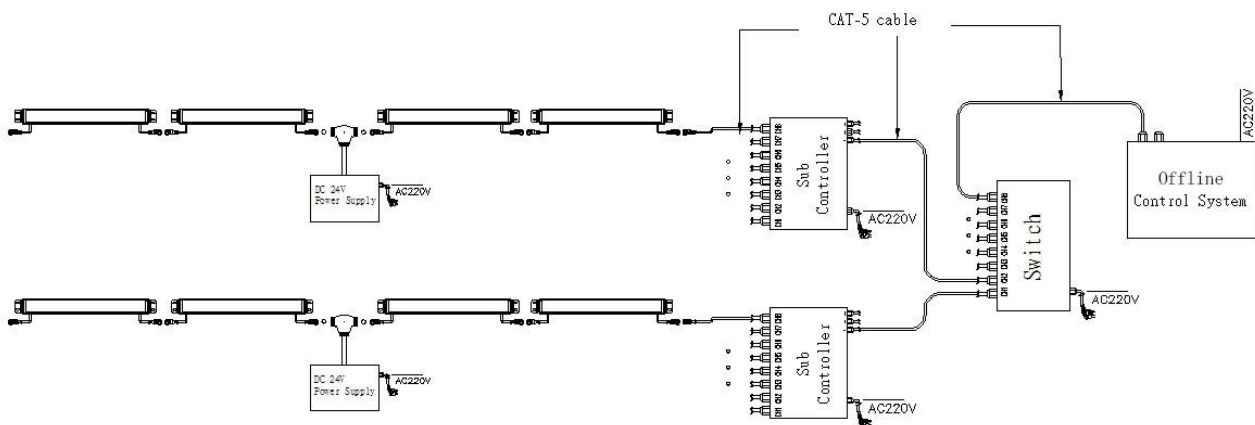
System connection diagram:

- 1, Host controller should connect with slave controller. Working voltage for controllers are AC220V.
- 2, On-line main controller should connect with slave controller, on-line main controller and sub controller working voltage are AC220V.
- 3, Each sub-controller with 8 ports, with each port 512 pixels, supporting data converter, supports 100 meters ultra-long haul transmission.
- 4, The CAT-5 e. cable distance should be within 100 meters between host controller and slave controller, between slave controllers and switch, etc.

Online Controlling System Diagram



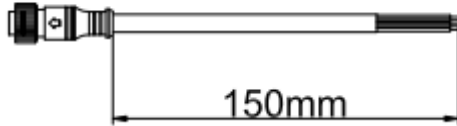
Online Controlling System Diagram



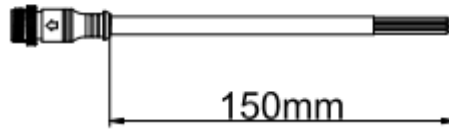
Accessories :

1: Female and Male Connector(Connect to first dot light for signal transmission)

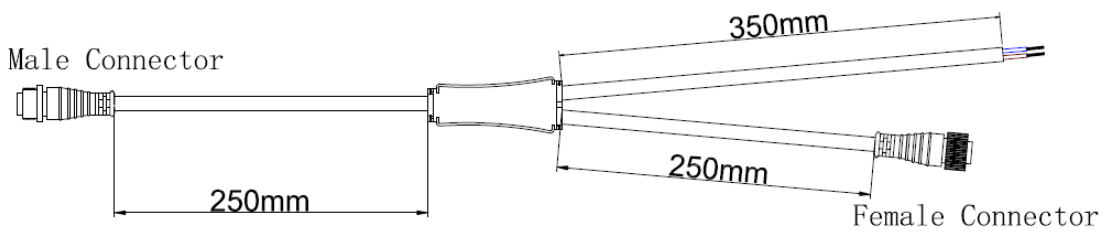
Female Connector



Male Connector



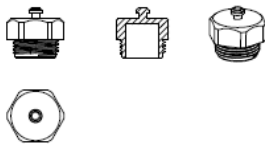
2: Y Shape Connector(For power Distribution)



3: Interconnection Cable(1.3M,3M,5M is standard length)



4: End Cap



Male Connector



Male Connector